

BoltBox Series



All-in-one Power Station 2kW/2.7kWh



Key Parameters

Model	BoltBox 12-210
General Info	
Net Weight	~23kg
Dimension (L/W/H)	462/211/270mm
Capacity/Power	2700Wh/2000W
Display/Communication	LED/Bluetooth
Operating Temperature	0~45 °C (> 40 °C, Power Derating)
Parallel Mode	Up to 3 Units
Output	
AC (x2)	Rated 2000W, 220V/10A, 50Hz
AC Surge	120% (1min), 150% (30s)
USB-A (x2)	36W (USB-A+USB-C) (x2)
USB-C (x2) Fast Charging	
DC 12V	Rated 2000W
Input	
AC Charger	Rated 2000W, 150-280V/45-65 Hz
Solar Charger (x2)	1200W, 16-60V/18A (x2)
DC 12V	Rated. 2000W
Battery	
Cell Chemistry	LFP (Li-ion)
Cycle Life	> 6000 cycles
Protection	Over Voltage, Overload, Over Temperature, Short Circuit
	Low Temperature, Low Voltage, Overcurrent
Protection Level	IP 20

BoltBox Series



Stacking

2.7-10.8 kWh

Expandable Battery Pack
2.7 kWh/pack




Quick Plug

6 kW/8.1 kWh

Multiple Interface

Grade A
LFP Battery

App 
Easy Monitoring

2000W
AC/DC Output


Ultra Fast
10-80% SoC in 60 min

1200W
PV/Solar Input










Parallel
Up to 3 Units



BoltBox Series



Ready for multiple scenarios

-  (300W) ≈ 9hrs Refrigerator
-  (1000W) ≈ 3hrs Air-conditioner
-  (200W) ≈ 14hrs TV
-  (80W) ≈ 34hrs Fan
-  (30W) ≈ 90hrs Light
-  (1500W) ≈ 2hrs Electric Kettle
-  (1000W) ≈ 3hrs Water pump
-  (800W) ≈ 3.5hrs Washing machine
-  (1200W) ≈ 2.5hrs Microwave

One-stop choice for home and life